

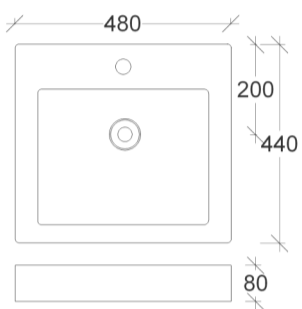
# BASIN SPECS

# RIFCO

EST. 1975

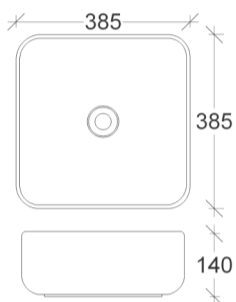
## MODE

Ceramic  
Above counter  
Code: B1



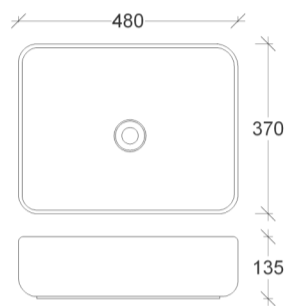
## CUBA

Ceramic  
Above counter  
Code: B11



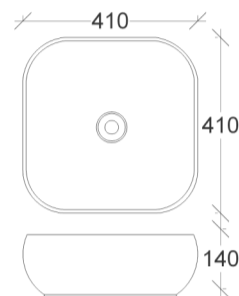
## ALPINE

Ceramic  
Above counter  
Code: B7



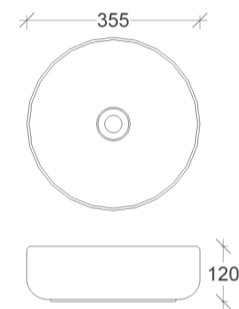
## URBAN

Ceramic  
Above counter  
Code: B6



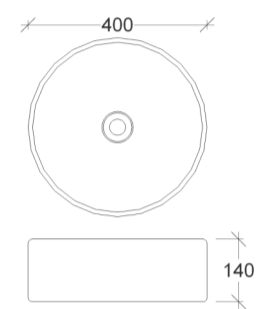
## GALAXY

Ceramic  
Above counter  
Code: B13



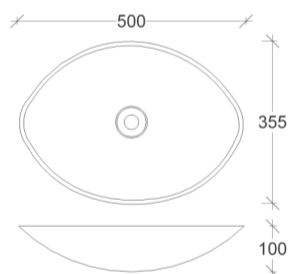
## SPHERON

Ceramic  
Above counter  
Code: B8



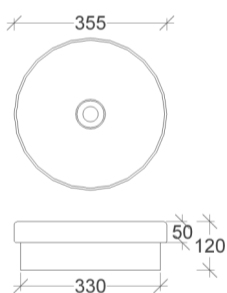
## HAVEN

Ceramic  
Above Counter  
Code: B10



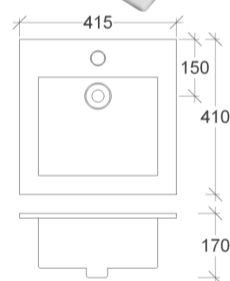
## HALO

Ceramic  
Semi-inset  
Code: B12



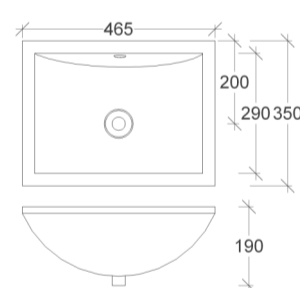
## VIVA

Ceramic  
Inset  
Code: B3



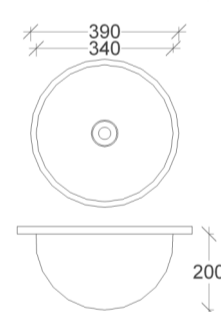
## OMEGA

Ceramic  
Undercounter  
Code: B5



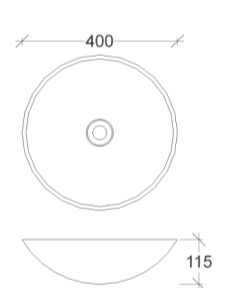
## ORBIT

Ceramic  
Undercounter  
Code: B9



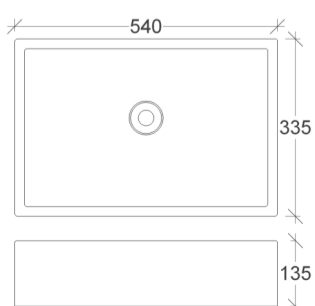

## AURA

Ceramic  
In matt finish  
(black or white)  
Code: B14/B14B



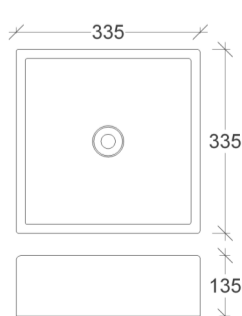
## HORIZON

LUXECRETE™  
Concrete  
Above counter  
Code: CB1



## SAPPHIRE

LUXECRETE™  
Concrete  
Above counter  
Code: CB2



## LUNA

LUXECRETE™  
Concrete  
Above counter  
Code: CB3

