

# INFINITY ORDER FORM



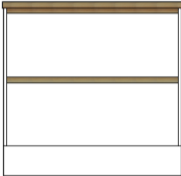
## STORE INFORMATION

PURCHASE ORDER:		Date:
Store:	Contact:	Number:

## SIZE

<input type="checkbox"/> 600	<input type="checkbox"/> 750	<input type="checkbox"/> 900	<input type="checkbox"/> 1200	<input type="checkbox"/> 1500	<input type="checkbox"/> 1800	<input type="checkbox"/> Other
------------------------------	------------------------------	------------------------------	-------------------------------	-------------------------------	-------------------------------	--------------------------------

## STYLE

<input type="checkbox"/> Single drawer (wall hung) 	<input type="checkbox"/> Double drawer (wall hung) 	<input type="checkbox"/> Double drawer (kick) 
--	---	---

## VANITY COLOUR

<input type="checkbox"/> white GLOSS	<input type="checkbox"/> white SATIN	<input type="checkbox"/> other
--------------------------------------	--------------------------------------	--------------------------------

## TIMBER TOP / FEATURE PANEL

<input type="checkbox"/> American Oak	<input type="checkbox"/> Tas Oak	<input type="checkbox"/> Blackwood	<input type="checkbox"/> Jarrah
<input type="checkbox"/> Recycled Brown	<input type="checkbox"/> Blackbutt	<input type="checkbox"/> White Oak Limewash	

## BASIN DETAILS

<input type="checkbox"/> mode	<input type="checkbox"/> omega	<input type="checkbox"/> alpine	<input type="checkbox"/> haven	<input type="checkbox"/> orbit	<input type="checkbox"/> cuba	<input type="checkbox"/> urban	<input type="checkbox"/> viva	<input type="checkbox"/> spheron	<input type="checkbox"/> galaxy	<input type="checkbox"/> halo
<input type="checkbox"/> aura*	<input type="checkbox"/> horizon*	<input type="checkbox"/> sapphire*	<input type="checkbox"/> luna*	<input type="checkbox"/> quay*	<input type="checkbox"/> other					

## BASIN POSITION

## TAP HOLE

## TAP HOLE POSTION

<input type="checkbox"/> left	<input type="checkbox"/> right	<input type="checkbox"/> centred	<input type="checkbox"/> single basin	<input type="checkbox"/> double basin	<input type="checkbox"/> 1 TH	<input type="checkbox"/> 3 TH	<input type="checkbox"/> 0 TH	<input type="checkbox"/> LEFT of bowl	<input type="checkbox"/> RIGHT of bowl	<input type="checkbox"/> CENTRE of bowl
<input type="checkbox"/> no cut out <sup>^</sup> <small>^For no cut out please specify drawer cut out position in notes</small>										

## OPTIONAL EXTRAS \*additional costs apply\*

<input type="checkbox"/> internal drawer lighting*	<input type="checkbox"/> LED strip lighting*
--	--

## INFINITY MIRROR CABINET

<input type="checkbox"/> 450 single door	<input type="checkbox"/> 600 double door	<input type="checkbox"/> 750 double door
<input type="checkbox"/> 900 double door	<input type="checkbox"/> 1200 three door	<input type="checkbox"/> 1500 three door

Customer's Name:	NOTES:
------------------	--------

Customers Signature:	
----------------------	--

\*Additional costs apply for Aura (Matt Black or matt white), Horizon, Sapphire, Luna & Quay basins (frost/silver/tea/pink/mint/marine blue/flint/charcoal).

Please advise basin colour in notes section. All stone/freestyle/timber/concrete tops & basins are non returnable.